



Valsts izglītības
attīstības aģentūra

Projektu pieteikumu veidlapu aizpildīšanas seminārs Nordplus Jauniešu apakšprogrammas projektu iesniedzējiem 2026

Projektu pieteikumu sagatavošana un iesniegšana Espresso sistēmā

2026.gada 12.janvārī, plkst. 10:00

VIAA Plašākas izglītības pieredzes departamenta
vecākais proj. vadītājs **Linards Deidulis**



Nordplus





Valsts izglītības
attīstības aģentūra

Nordplus 2026. gada projektu konkurss



- ✓ Paziņojums par 2026.gada Nordplus projektu konkursu [Nordplus oficiālajā portālā un VIAA mājaslapā](#)
- ✓ Projektu iesniegšanas termiņš - **2026.gada 2.februāris, 23:59 CET**

Call for applications!

What's new 2025-10-10

The application for Nordplus 2026 opens November 3.

Your organization can then apply for grants within all sub-programmes:

- Nordplus Junior
- Nordplus Adult
- Nordplus Higher education
- Nordplus Horizontal
- Nordplus Nordic languages

It is also possible to apply for preparatory visits for projects aiming for Nordplus junior, Nordplus adult and Nordplus Nordic languages.

Jaunumi

Notikumu kalendārs
Foto un Video
Sabiedrības līdzdalība
Jaunumi e-pastā

Publicēts: 28.10.2025.



Tiešsaistes semināros informēs par Nordplus programmas 2026. gada konkursu



PS The deadline for applications is February 2, 2026!



Valsts izglītības
attīstības aģentūra

Semināra mērķis

- ✓ Pievērst projektu sagatavotāju uzmanību būtiskākajiem **tehniskajiem un saturiskajiem jautājumiem** projekta pieteikuma sagatavošanas un iesniegšanas procesā Nordplus elektroniskajā sistēmā Espresso <https://espresso.diku.no/>
- ✓ Uzsvāri prezentācijā balstās uz novērojumiem iepriekšējo gadu (2019.-2025.) projektu pieteikumu izvērtēšanas procesā, kā arī uz iepriekšējo konkursu laikā saņemtajiem projektu iesniedzēju jautājumiem .



Norwegian Directorate
for Higher Education
and Skills

Espresso

Application and Reporting



Nordplus



Valsts izglītības
attīstības aģentūra



Vispārīgā informācija par Espresso sistēmu

Espresso sistēmas uzturētājs ir
Norvēģijas Augstākās izglītības un
kompetenču aģentūra HKDIR
(*Direktoratet for høgare utdanning og
kompetanse*), iepriekšējais nosaukums –
DIKU

<https://hkdir.no/>

Diku



Norwegian Directorate
for Higher Education
and Skills



Nordplus



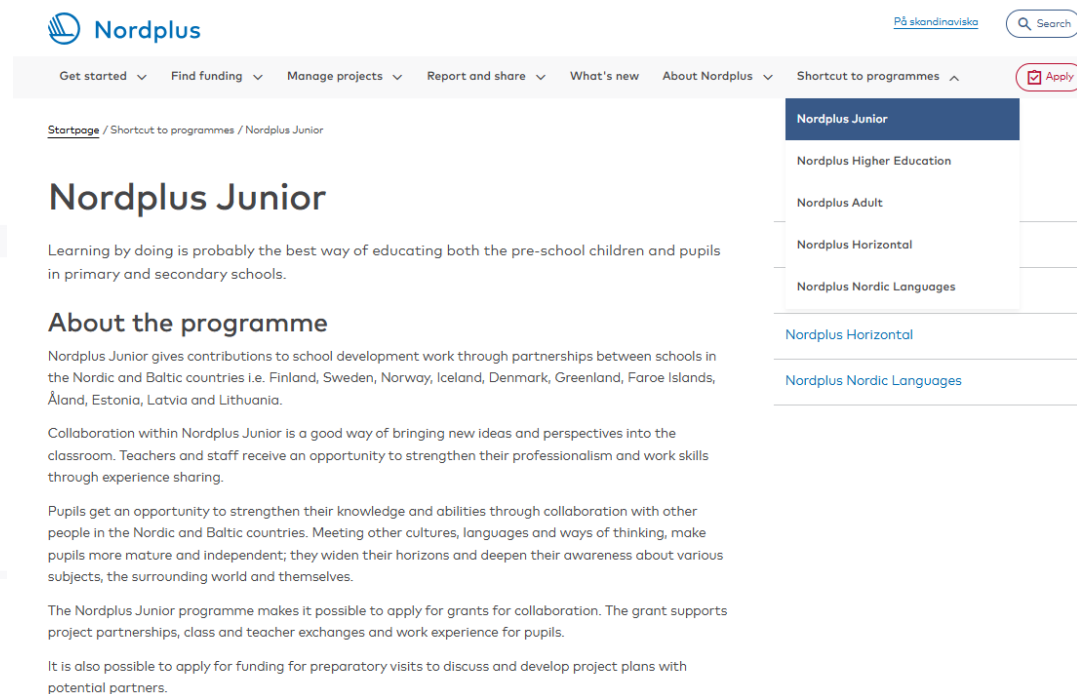
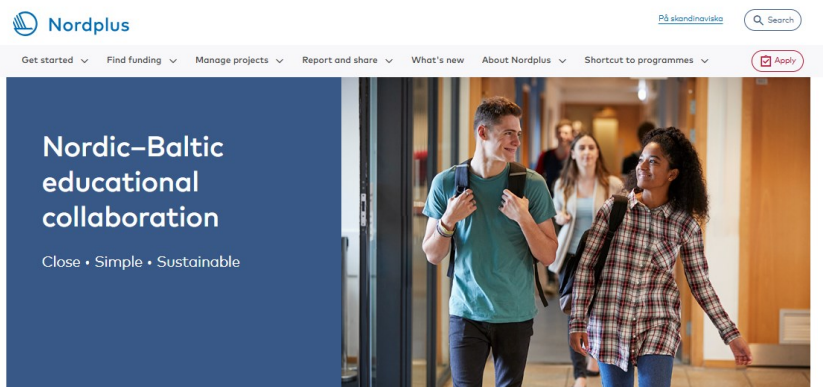
Valsts izglītības
attīstības aģentūra

Kam ir jābūt zināmam, uzsākot veidlapas aizpildīšanu Espresso sistēmā?

- ✓ Projekta ideja – ko un kāpēc plānots darīt, kādi būs projekta paredzamie rezultāti un to ietekme.
- ✓ Kurā apakšprogrammā (*Junior, Adult, Horizontal...*) paredzēts iesniegt projektu?
- ✓ Kas būs projekta partneri, kādi būs viņu paredzamie uzdevumi un ieguvumi projektā?

Nordplus oficiālais portāls

www.nordplusonline.org



**Projektu sagatavošanas un finansēšanas nosacījumi
2026. gada konkursam iekļauti katras
apakšprogrammas aprakstā**



Here you can read the [Nordplus Programme Document](#)

Nordplus 2023. – 27. darbības kopējais oficiālais apraksts, kurā definēti Nordplus mērķi

The general objectives for Nordplus 2023–2027 are to:

- strengthen and develop Nordic and Baltic co-operation on education, including early childhood and care, and help to create a Nordic–Baltic educational area,
- support, build on, reap the benefits of and promote innovative products and processes in education through the systematic exchange of experiences and good practice,
- contribute to the development of quality and innovation in the educational systems for lifelong learning in the participating Nordplus countries through co-operation in education and training, as well as co-operation with the labour market on development projects, exchange programmes and networking,
- enhance mobility for educational purposes and expand digital collaboration in education in the region,
- enhance opportunities for all, regardless of background and resources, to participate in regional educational collaboration and to gain new knowledge and skills based on collaboration between organisations,
- promote Nordic languages and culture and mutual Nordic-Baltic linguistic and cultural understanding,
- improve inter-Nordic language comprehension (primarily between Danish, Swedish and Norwegian), especially among children and young people,
- stimulate interest in and knowledge and understanding of the languages of the Nordic countries essential to society (Danish, Finnish, Faroese, Greenlandic, Icelandic, Norwegian, Sami and Swedish) and Nordic sign language, and
- revitalise national minority languages in the Nordic Region for cultural and inclusive purposes.

Nordplus 2023–2027

PROGRAMME DOCUMENT

1. Introduction


This *Programme Document* for Nordplus:

- is valid for the period of 1 January 2023 until 31 December 2027 and contains general goals and regulations for Nordplus,
- replaces the 2018–2022 programme and builds on the overarching objectives in the Nordplus programme periods of 2008–2012, 2012–2016 (2017) and 2018–2022,
- has been adopted by MR-U on 10.8.2022 in agreement with the Baltic states of Estonia, Latvia and Lithuania and after consultation with the Nordic Council,
- addresses the goals adopted for Nordplus and the five sub-programmes, which consist of the inter-sectoral *Nordplus Horizontal* and the four sectoral programmes *Nordplus Junior Education*, *Nordplus Higher Education*, *Nordplus Adult* and *Nordplus Nordic Languages*,
- describes the target groups and who is eligible to take part in Nordplus, the programme activities, guidelines for the Nordplus Programme Committee, regulations for the Nordplus administration and the general regulations for monitoring and evaluating the programme,
- describes the management structure and allocation of responsibilities for Nordplus between the Council of Ministers for Education and Research (MR-U)/the Committee of Senior Officials for Education and Research (EK-U), the Programme Committee for Nordplus, the Nordplus administration, including the main co-ordinator and other administrative staff, and the Nordic Council of Ministers' Secretariat,
- describes the basis and frameworks for the annual call for applications for programme funding.

https://tapportals.mk.gov.lv/attachments/legal_additional_documents/1dd3a177-d24d-4294-bf065eb69407b33/download

Semināru prezentācijas un ieraksti

<https://www.viaa.gov.lv/lv/nordplus-2025-gada-pasakumi>



Valsts izglītības
attīstības aģentūra

[Par mums](#) [Darbības virzieni](#) [Aktualitātes](#) [Klientiem](#) [Kontakti](#)

[Meklēt](#) [Language](#) [Piekļūstamība](#)

[Sākums](#) > [Darbības virzieni](#) > [Nordplus](#) > [Pasākumu materiāli](#) > [Nordplus 2025. gada pasākumi](#)

Latvijas Skolu jaunatnes dziesmu un deju svētki

Valsts valodas prasmes pārbaude

Vides izglītība

Vispārējā izglītība

Interesu izglītība

Pieaugušo izglītība

Profesionālā izglītība

Speciālā izglītība

Valsts pārbaudes darbi

Atbalsts audzināšanas darbībai

Atbalsts skolēnu izcilībai

Atbalsts pedagogiem

Erasmus+

EEZ un Norvēģijas granti

Šveices – Latvijas programma

Nordplus

Eurydice

Nordplus 2025. gada pasākumi

▶ Atskaņot tekstu

Publicēts: 16.01.2025.

👍 Tabulu iespējams pabaidīt!

Laiks	Temats	Mērķgrupa	Organizatori	Norises vieta	
19.11.2025.	Seminārs par projektu pieteikumu sagatavošanu Augstākās izglītības apakšprogrammā 2026. gada projektu konkursam	Potenciālie projektu iesniedzēji	VIAA	Tiešsaistes seminārs	[C] [Y]
12.11.2025.	Seminārs par projektu pieteikumu sagatavošanu Horizontālajā un Ziemeļvalstu valodu apakšprogrammā 2026. gada projektu konkursam	Potenciālie projektu iesniedzēji	VIAA	Tiešsaistes seminārs	[C] [Y]
11.11.2025.	Seminārs par projektu pieteikumu sagatavošanu Pieaugušo izglītības apakšprogrammā 2026. gada projektu konkursam	Potenciālie projektu iesniedzēji	VIAA	Tiešsaistes seminārs	[C] [Y]

Projektu pieteikumu vērtēšanas kritēriji Nordplus portālā

<https://nordplusonline.org/apply-for-funding/apply/criteria-for-application/>



Get started ▾ Find funding ▾ Manage projects ▾ Report and share ▾ What's new About Nordplus

[Startpage](#) / [Find funding](#) / [Apply](#) / Criteria for application

Criteria for application

Here you will find information on the formal eligibility criteria that each application must meet in order to be considered for funding. Subsequently, you will find information on the qualitative criteria by which applications are assessed, as well as information on the most important things to remember before submitting an application.

Assessment of eligibility

The following criteria must be met in order for the application to be considered for funding in Nordplus. Please note that special conditions may be in the individual sub-programmes.

- The application must be submitted electronically using the Espresso application system within the application deadline.
- The application must be written in Danish, Norwegian, Swedish or English.
- All the necessary appendices must be included - Letter of Intent (LOI) and, if relevant, budget.

<https://nordplusonline.org/apply-for-funding/apply/what-is-considered-a-good-application/>

Generally, a good application should

- Describe objectives and expected outcome
- Describe the activities to be carried out
- Describe the distribution of tasks and responsibilities between partners
- Be well argued according to the programme objectives
- Define the added value of the project for partners and others
- Have a realistic budget in relation to the funds available
- Define the targets for disseminating the results
- Demonstrate integration of the activities in the respective institutions/organisations




Valsts izglītības
attīstības aģentūra

Projekta pieteikuma sagatavošana un iesniegšana Espresso sistēmā

✓ <https://espresso.hkdir.no/>

Reģistrācija
Espresso sistēmā.

 Norwegian Directorate
for Higher Education
and Skills

Espresso
Application and Reporting

Login

Login

Username

Password

Login

Register new user

Forgot password



Valsts izglītības
attīstības aģentūra



Projekta iesniegšana Espresso sistēmā

<https://espresso.hkdir.no/>

✓ Svarīgi!
Pārdomājam, ar
kādu e-pasta
adresi
reģistrēsimies!

Norwegian Directorate
for Higher Education
and Skills

Espresso
Application and Reporting

Help

User registration - step 1 of 2

User registration - step 1 of 2

Enter your full name and e-mail address to start the registration process. Note that a message will be sent to entered e-mail address, and that you must be able to read this message to complete the registration.

Given/First name

Family/Last name

E-mail

Confirm e-mail

Register



Valsts izglītības
attīstības aģentūra

Projekta iesniegšana Espresso sistēmā



Norwegian Directorate
for Higher Education
and Skills

Espresso
Application and Reporting



linards.deidulis@gmail.com

Help

My account

Logout

[Home](#)

HK-dir application and reporting

Welcome to HK-dir's application and reporting system. Please choose your actions from the menus below.

Programmes open for new applications

This section lists programmes currently open for new applications.
Click the programme name to get a list of open call for proposals for each programme.
After creating a new application, you can continue working on it under "My applications".

> Den norske UNESCO-kommisjonens tilskuddsordning

> Erasmus Plus Project Development

> Frankrikeprogrammet

> Nansen EDU

> Nordplus

> Utviklingsmidler til høyere yrkesfaglig utdanning



Nordplus




Valsts izglītības
attīstības aģentūra

Projekta iesniegšana Espresso sistēmā

✓ Izvēlamies
apakšprogrammu

✓ !! Attiecīgā veida
projektu rakstām
atbilstošajā
veidlapā!!


 Norwegian Directorate
for Higher Education
and Skills

Espresso
Application and Reporting

linards.deidulis@gmail.com

Help My account Logout

Home > Nordplus

 Nordplus

Available application forms

This section lists available application forms for this programme.

Nordplus Adult 2026
This application form is available between Nov 3, 2025 9:00 AM and Feb 2, 2026 11:59 PM.
Use the link below to create a new application, or continue working with an existing application under "My Applications".
[The call for application may be found here.](#)
[Click here to create a new application](#)

Nordplus Higher Education 2026
This application form is available between Nov 3, 2025 9:00 AM and Feb 2, 2026 11:59 PM.
Use the link below to create a new application, or continue working with an existing application under "My Applications".
[The call for application may be found here.](#)
[Click here to create a new application](#)

Nordplus Junior 2026
This application form is available between Nov 3, 2025 9:00 AM and Feb 2, 2026 11:59 PM.
Use the link below to create a new application, or continue working with an existing application under "My Applications".
[The call for application may be found here.](#)
[Click here to create a new application](#)

Nordplus Nordic Languages 2026
This application form is available between Nov 3, 2025 9:00 AM and Feb 2, 2026 11:59 PM.
Use the link below to create a new application, or continue working with an existing application under "My Applications".
[The call for application may be found here.](#)
[Click here to create a new application](#)

Nordplus Horizontal 2026
This application form is available between Nov 3, 2025 9:00 AM and Feb 2, 2026 11:59 PM.
Use the link below to create a new application, or continue working with an existing application under "My Applications".
[The call for application may be found here.](#)
[Click here to create a new application](#)



Valsts izglītības
attīstības aģentūra

Jauniešu projekta pieteikuma veidlapa



Norwegian Directorate
for Higher Education
and Skills

Espresso

Application and Reporting



linards.deidulis@gmail.com

Help

My account

Logout

Home > Nordplus > Document editor

Nordplus Junior - Application 2026
NPJR-2026/10004 - Linards_Test_applic_2026

1. Start

2. Institutions

3. General info

4. Project description

5. Mobility

6. Budget

7. Check list

8. Submission

Basic information

... 1.1. Project information

Name on project *

Linards_Test_applic_2026

Project number

NPJR-2026/10004

... 1.2. Project access

Here you can choose who should have access to the application. The person who should have access to the application needs to register/create an account in Espresso. Then you can choose this person from the list of registered users.

Project read access

Read only access means that the person that you give access can read everything in the application, but not make changes.

Search for user by email address

Search

Project editor access

Project editor access means that the person that you give access can alter the application

Search for user by email address

Search

Save

Save and Close

Cancel



Valsts izglītības
attīstības aģentūra

- ✓ Varam dot iespēju kolēģiem no mūsu un partneru organizācijām lasīt, vai papildināt un rediģēt tekstu

1.Start 2.Institutions 3.General info 4.Project description 5.Mobility 6.Budget 7. Check list 8. Submission

Basic information

... 1.1. Project information ...

Name on project *

Linards_Test_application

Project number

NPJR-2024/10018

... 1.2. Project access ...

Here you can choose who should have access to the application. The person who should have access to the application needs to register/create an account in Espresso. Then you can choose this person from the list of registered users.

Project read access

Read only access means that the person that you give access can read everything in the application, but not make changes.

Search for user by email address

Search

Project editor access

Project editor access means that the person that you give access can alter the application

Search for user by email address

Search

Save Save and Close Cancel



Valsts izglītības
attīstības aģentūra

Ievadītā teksta saglabāšana

(Ieteikums – garākus tekstus uzrakstīt MSWord un iekopēt projekta pieteikuma veidlapā)

Save

Save and Close

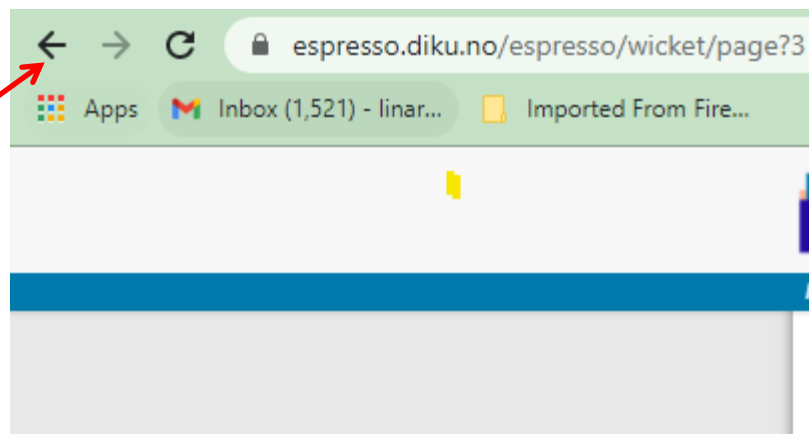
Cancel

* If you use the BACK button, all unsaved changes on the current page is lost.

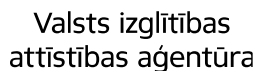
The current page is saved automatically when navigating between the sections, or by using the Save button at the bottom of the page

Vienmēr nospiežam
pēc informācijas
ievadīšanas

Nekad nespiežam
"Back" veidlapas
aizpildīšanas gaitā!



**Nelietojam Espresso lapas
automātisko tulkošanu
latviski!**



Jauna sadaļa veidlapā kopš 2024. gada – Īss organizācijas apraksts

- ✓ Nepieciešams no datubāzes izvēlēties un pievienot koordinātoru un partneru organizācijām. Ja organizācijas vēl nav reģistrētas datu bāzē, to var izdarīt šajā brīdī

**Visām iesistītajām
organizācijām sistēma
ģenerē apliecinājuma
vēstules, kuras
jāparaksta attiecīgo
organizāciju/iestāžu
paraksttiesīgajām
personām, jāieskanē un
jāpievieno
pieteikumam**



Nordplus

Nordplus Junior - Application 2025
NPJR-2025/10004 - Linards_Test_application

1. Start	2. Institutions	3. General info	4. Project description	5. Mobility	6. Budget	7. Check list	8. Submission
----------	------------------------	-----------------	------------------------	-------------	-----------	---------------	---------------

Registration of Institutions

2.1. Coordinating institution

2.2. Partner institutions

2.3. Letter of Intent (LOI)

.. 2.1.1. Registration of coordinations institution

Register the coordinating institution. Please, first search among the registered institutions if your institution is already in the system (you can search by part of the institution name). If you do not find your institution, you can register your institution by pressing "Add institution".

Help

Add institution

Coordinating institution *

Please choose type of institution. (If you can't find your type, choose "other" and specify when you describe the institutions under "Project description".)

Type of institution *

Choose one

Please briefly present your organisation.

What are your organisation's main activities and main mission? What kind of learning programmes or educational level is your organisation offering? What part of the organisation does this application concern?

.. 2.1.2. Legal representative

Press "edit" to register legal person for your institution. The legal person is the person who can establish contracts on behalf of the institution.

Name	E-mail	Staff category	Action(s)
			<div style="background-color: #0070c0; color: white; padding: 2px 5px; border: 1px solid #0070c0;">Edit</div>

.. 2.1.3. Contact person

Press "edit" to register contact person for the project. Contact person will be the person at the coordinating institution that will receive information from Nordplus regarding the project/application.

Name	E-mail	Action(s)
		<div style="background-color: #0070c0; color: white; padding: 2px 5px; border: 1px solid #0070c0;">Edit</div>

Save

Save and Close

Cancel

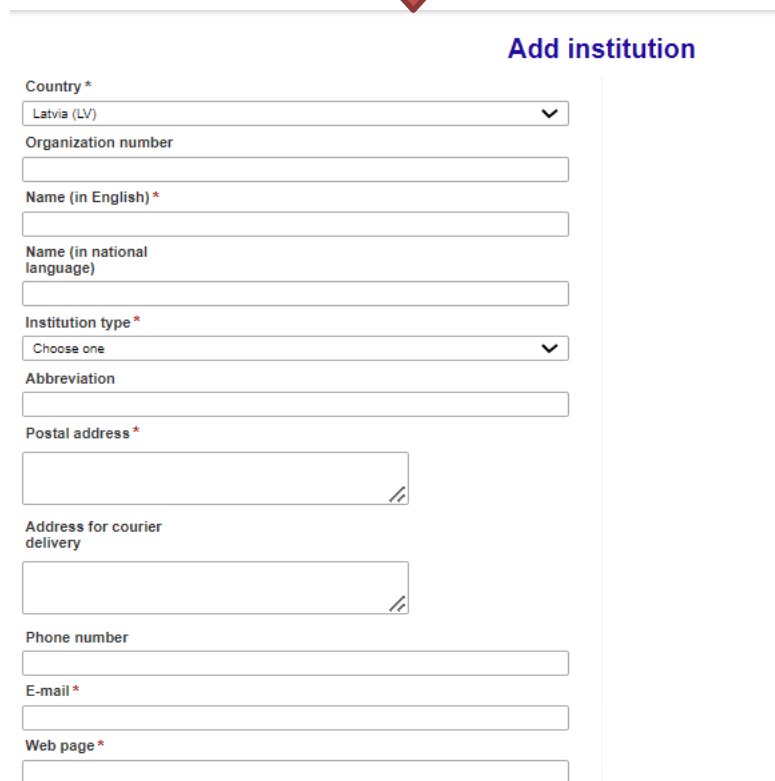
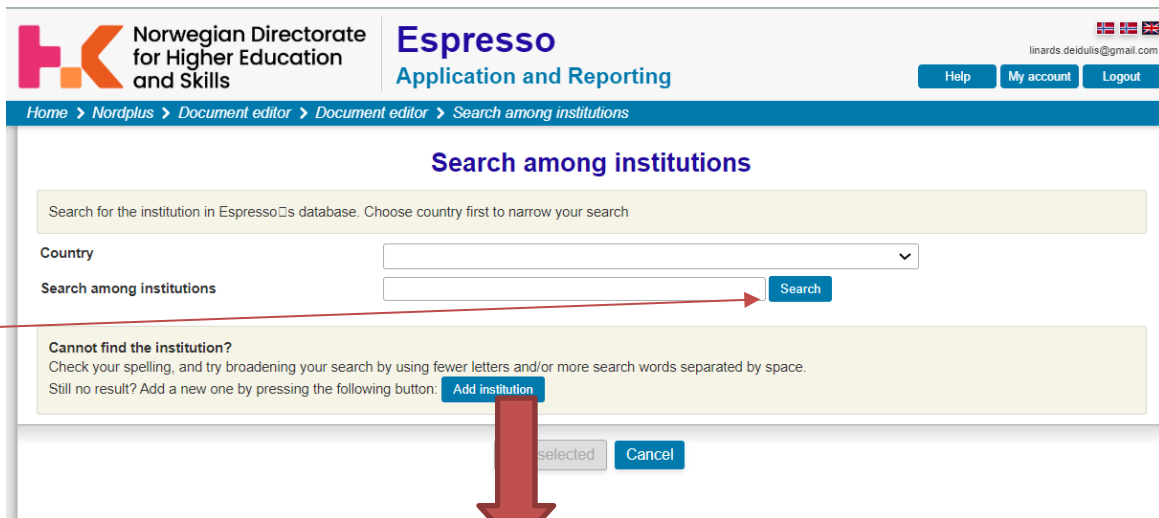


Valsts izglītības
attīstības aģentūra

✓ Noteikti jāpārliecinās, vai
partneru organizācija jau
iepriekš nav reģistrēta Espresso
sistēmā

Angļu valodā jāizmanto tāds
partneru organizācijas
nosaukums, kādu organizācija
pati lieto.

! Pēc partneru datu ievadīšanas
sistēma ģenerē **partneru
apliecinājuma vēstules**, kuras
jāizdrukā, jāparaksta, jāieskanē
un jāpievieno projekta
pieteikumem (skat. veidlapas 6.
sadaļu, 6 6.2)





Valsts izglītības
attīstības aģentūra

✓ Varam iesniegt arī pieteikumu
**sagatavošanas vizītei, lai sagatavotu
projektu 2027. gada projektu
konkursam. Sagatavošanas vizīti nevar
apvienot ar citiem projektu veidiem!**

✓ Sagatavošanas
vizītes esamība
neietekmē
projekta
vērtējumu

✓ Jauniešu
apakšprogrammā
vienā projektā
varam norādīt
vairākus
aktivitāšu veidus



Nordplus Junior - Application 2026
NPJR-2026/10004 - Linards_Test_applic_2026

1. Start 2. Institutions 3. General info 4. Project description 5. Mobility 6. Budget 7. Check list 8. Submission

General information

... 3.1. Nordplus Preparatory visit ...

3.1. Preparatory visit *

Did you receive support for a preparatory visit to prepare this application/project?

☒ No
☐ Yes, autumn 2025
☐ Yes, earlier than autumn 2025

... 3.2. What shall you apply for? ...

Choose which type of project you are applying for. If this is an application for Preparatory visits you can not apply for other activities in the same application. (Preparatory visits are short meetings for planning a project and writing an application). You can choose both development project support and mobility support in the same application. If you do so, there must be a relation between these two activities.

See Nordplus Handbook chapter 2 for information about the activity types.

Choose type of support: *

☐ PREPARATORY VISIT
☒ MOBILITY project
☒ Development project

**! Taču sagatavošanas vizīti nevar apvienot ar citiem
projektu veidiem!**



Kopsavilkums – ļoti būtiska projekta pieteikuma sadaļa!

.. 3.4. Summary

Give a short summary of the project (250 words max) *

This summary is supposed to give a short description of the content of the project. It will be used as information for the program committee, the Nordic Council of Ministers and similar. It might be published on www.nordplusonline.org, where we publish information about all projects that receive grants.

Rich text editor toolbar with options for bold, italic, underline, bulleted list, numbered list, paragraph, text color, background color, and undo/redo.

Šai sadaļai jārada **skaidrs priekšstats** par projekta ieceri, nepieciešamību, rezultātiem un ietekmi

Tas neietekmē konkrētā projekta pieteikuma vērtējumu, **ja jaunā projekta iecere ir atšķirīga**

.. 3.5. Other information

Web page

If your project has a web page (or uses one of the institution's web pages), please write this below:

Project period *

The project period cannot start before May. This means that Nordplus does not support activities that have been carried out before the project application has been approved. Projects in Nordplus Junior can last for up to two years. A final report shall be submitted one month, at the latest, after the end of the project period.

From date (dd.mm.yyyy)



To date (dd.mm.yyyy)



.. 3.6. Earlier/other Nordplus project

Previous Nordplus projects *

Has the coordinating school or any of the partner organisations earlier been granted support from Nordplus? If Yes, state the project ID and explain shortly.

☐ No

☐ Yes

Jānorāda citi Nordplus projektu pieteikumi šajā konkursā (ja tādi ir), tas neietekmē konkrētā projekta pieteikuma vērtējumu

Nordplus applications in this round *

Is this project related to other Nordplus projects in this application round? If yes, state the project ID and explain shortly.

☐ No

☐ Yes





Valsts izglītības
attīstības aģentūra

Vai šie ir veiksmīgi kopsavilkumi? Vai rodas priekšstats par projekta saturu un rezultātiem?

Give a short summary of the project (250 words max)

The student mobility project aligns with Nordplus objectives, aiming to enhance educational mobilities and digital collaboration in the region. Focused on creating a cohesive Nordic–Baltic

Page 2 (13)

Submitted - 31-Jan-2024

educational area, the project facilitates cross-cultural understanding, knowledge exchange, and inclusivity. Emphasizing collaboration, the initiative seeks to strengthen Nordic and Baltic cooperation, providing valuable educational experiences for all students. Additionally, the project addresses the need for creative thinking and adaptable skills in the face of environmental changes. Targeting students aged 12-14 and teachers across various subjects, the project aims to develop and promote innovative technical skills using modern cognitive tools, fostering creativity and problem-solving. The ultimate goal is to contribute to a more equitable and interconnected educational landscape in the Nordplus region.

Give a short summary of the project (250 words max)

This project focuses on fostering collaboration between students and teachers from two schools, aiming to share best practices in quality assurance, teaching methods, practical training, and internships. The initiative seeks to enhance educational processes with innovative ideas, integrate practical training into theoretical learning, and improve curricula at both institutions. Additionally, the project aims to bridge the skills gap between education and the labor market, sharing educational initiatives and exploring new approaches to validate informal learning. The participants will exchange methods and tools for cooperation with companies, identify vocational and training needs in various sectors, implement new apprenticeship marketing strategies, and strengthen collaboration with local authorities and businesses. Overall, the project aims to enhance students' social skills, competences, and awareness of the diverse opportunities in the labor market, thereby contributing to their future career



Valsts izglītības
attīstības aģentūra

Un šis kopsavilkums?

Give a short summary of the project (250 words max)

The purpose of the project is to gain new knowledges, competencies, methods and techniques for preschool management and teachers, in order to promote the inclusion of all children (regardless of their physical and intellectual abilities, social conditions, emotional

NPJR-2024/10254

Page 2 (16)

Submitted - 31-Jan-2024

state, language skills or any other conditions) in a preschool educational institution. The chosen topic is relevant not only in Latvia and in our institution Bebe.lv, but also mentioned in the Nordplus manual for 2023-2027, also in Latvian National Development Plan and the Educational Development (2021-2027) inclusive education is indicated as one of the basic principles of education. Targeted actions in this direction have been initiated recently, but solutions are still not systemic. In Latvia, parents, teachers, other specialists, as well municipalities and state institutions lack a unified understanding of the implementation of inclusive education. Therefore, the project will give an opportunity to improve the professional improvement of the knowledge and competences of Bebe.lv institution employees.

Project activities are planned as work observation, lesson analysis, joint seminars and exchange of experiences among themselves. Also development of new common methods. As part of the project, a creative competition will be organized throughout Bebe.lv, during which educators must develop games, methodical materials, rituals and other techniques to help include children in the group. The techniques and methods will be collected. This experience could help us: Reduce lack of experience and administrative obstacles, thereby improving the environment of the institution, promoting pedagogical growth, as well as increasing the quality and availability of the services we could provide. All participants will gain experience and knowledge to develop methodology and pedagogical guides to improve inclusive education.



Nordplus



Valsts izglītības
attīstības aģentūra

✓ Detalizēti
skaidrojumi
pie projekta
pieteikuma
sadaļām

✓ Šeit noteikti
jāatzīmē
mobilitātes
projekta
veids!

1. Start	2. Institutions	3. General info	4. Project description	5. Mobility	6. Budget	7. Check list	8. Submission
----------	-----------------	-----------------	------------------------	-------------	-----------	---------------	---------------

Project description

A Nordplus Junior project should correspond with the Nordplus Programme overall objectives and Nordplus Junior target groups and type of activities.

- Use the classic questions **why, who, what, when** and **how** when you plan the project and when you write the application. They will help you map the project and describe the project clearly for the assessors.
- Try to predict possible obstacles that might show up along the way – what might they be and how can you overcome them?
- Once you have an application draft in Espresso, let it rest a bit. Return later, rewrite and improve, then let somebody else outside the project give feedback focusing on readability and comprehension.

Each question is limited to maximum 200 words.

4.1. Relevance	4.2. Project objectives and content	4.3. Organisation and implementation	4.4. Dissemination of results
----------------	-------------------------------------	--------------------------------------	-------------------------------

Relevance

This is where you present the specific aims of the project. What do you want to achieve with the project? The aims may be described on different levels, e.g. participant level, and organization level.

Which of the specific goal(s) of the Nordplus programme does your project target? Describe how the planned actions within the project address the chosen Nordplus programme goal(s).

Who is your target group and why is the project suited for this group?

Also, present the background and motivation for the project? The project can relate to e.g. specific needs or challenges of participants, be motivated by previous initiatives or specific priorities and focus areas of the organizations.

Explain how each partner in the project benefits and gains from the cooperation and will achieve positive changes in terms of development. All collaboration projects should be based on a reciprocal attitude and understanding.

Present how the project is anchored with management. Do you have support in means of extra time and resources by the headmasters/managements? Are your institutions' managements supportive of the project – how?

Explain what you can gain by cooperating with other Nordic/Baltic countries that you cannot gain on a national level. What is this added value? Why have you chosen each other?

... What type of activity shall you apply for?

Type of activity: *

- ☒ Class Exchange
- ☒ Teacher Exchange



.. 4.1.1. Project aim

Shortly and as clearly as possible describe the aim of the intended project. Explain in which ways the project corresponds with:

- the overall objectives of Nordplus.
- Nordplus Junior's target groups and type of activities.

Which school years/age group/type of school programme does the project involve?

B *I* U | | Paragraph |

Nordplus mērķi (2023-2027)
<https://nordplusonline.org/about-nordplus/about-nordplus/>

Path: p

.. 4.1.2. Development needs and Contribution

Identify development needs of all participating organisations. Clarify how all the participants (organisations and individuals) will benefit from the project, and how the results of the project will contribute to a positive development in the participating organisations. In what ways will each partner contribute in reaching the objectives of the project?

In what way does the management of each institution support the project?

Explain and clarify the value of cooperating internationally. What do you gain in this international collaboration?

B *I* U | | Paragraph |

Iespējami skaidri jāapraksta paredzamie projektā
iesaistīto organizāciju ieguvumi no projekta īstenošanas,
jāakcentē sarptautiskās sadarbības loma.

Path: p

Save

Save and Close

Cancel



Nordplus



Valsts izglītības
attīstības aģentūra

A Nordplus Junior project should correspond with the Nordplus Programme overall objectives and Nordplus Junior target groups and type of activities.

- Use the classic questions **why, who, what, when** and **how** when you plan the project and when you write the application. They will help you map the project and describe the project clearly for the assessors.
- Try to predict possible obstacles that might show up along the way – what might they be and how can you overcome them?
- Once you have an application draft in Espresso, let it rest a bit. Return later, rewrite and improve, then let somebody else outside the project give feedback focusing on readability and comprehension.

Each question is limited to maximum 200 words.

4.1.Relevance

4.2.Project objectives and content

4.3.Organisation and implementation

4.4.Dissemination of results

Project objectives and content

This is where you present the objects for the project. All projects should aim to strive for the fulfilment of curricula for the pupils, and/or development of teachers' professionalism. Because of this, it is important to state which objectives in curricula, exams or competence development you are targeting in your project. Set specific objectives and describe them from a short- and long-term perspective. You do not have to cover several objectives, sometimes it is better to focus on one area to develop, and then limit the scope to this one area instead of trying to cover too much. If the objectives are measurable, it simplifies your future evaluation. Also, present a structured activity plan for the full project period, which clearly demonstrates what is to be done, when it will be done, who is responsible and what the outcomes will be. It could be in the form of a time plan structured in different stages/ milestones or work packages. Also specify in what way these activities contribute to reaching the goals of the project? A detailed program for the stay(s) must be presented. Please note that all planned activities must be completed within two years, which is the maximum project period for all projects. Remember to include the preparatory and follow up stages, e.g. preparations of the participants prior to the stay. The budget consists of unit cost categories and will be assessed in relation to the planned activities and scope of the project. If it is realistic, it will be kept. If it is not, cuts will be made. Applications for development projects need to attach a separate budget template. The link to the separate budget template is found in section 6.2 Attachment. Be concrete when you present your plan for evaluation of the project and its results. Choose a couple of aspects/results/processes to evaluate and the means you will use. The evaluation could e.g. include questionnaires, interviews, testing, thematic debates etc., and focus on outcomes for adult learners/teachers, the functionality of a product, the cooperation between project organisations and the partnership composition etc. Through built-in monitoring you can more easily detect if you are off track from the project plan and adjust activities and tasks during the process and thereby achieve the most optimal results. For this purpose a risk analysis can be a fruitful tool.

4.2.1. Objectives

What are the objectives of the project and what do you hope to achieve? These can be long-term and/or short-term objectives.

Define the expected outcomes of the project and impacts on the participating institutions and individuals, in relation to the objectives you have set for the project.

Rich text editor interface showing the text: "Uzsvars uz to, kā projekta īstenošana uzlabos projektā iesaistīto organizāciju darba rezultātus"

4.2.2. Activity plan

Present a clear activity plan in a chronological order, concerning the activities you will undertake over the entire project period. What will you do, when and where? Describe the planned activities in detail (e.g. workshops, discussions, seminars, study visits, other elements or methods of learning). Explain as clearly as possible how the planned activities realise and mirror the aims and objectives of the project.

Rich text editor interface showing the text: "Novertesana – pasākumiem jābūt reālistiskiem, atbilstošiem projekta īstenošanu kapacitātei un projekta pasākumiem (dalībnieku aptaujas, izvērtēšanas sanāksmes)"

4.2.3. Evaluation

Describe the evaluation process; continuous evaluation and final evaluation. What you are going to evaluate and measure (how, when, and by whom)? How will you ensure that you are following the initial aim and objectives for the project?

Rich text editor interface showing the text: "Uzsvars uz to, kā projekta īstenošana uzlabos projektā iesaistīto organizāciju darba rezultātus"

Aprakstu
vēlams veidot
izmērošu, taču
ne pārāk garu,
ar uzsvaru uz
rezultātiem un
ietekmi.
gan iesaistīto
organizāciju,
gan dalībnieku
līmenī.

Pasākumu plānu
var koriģēt
projekta
īstenošanas gaitā

Uzsvars uz to, kā projekta īstenošana uzlabos projektā
iesaistīto organizāciju darba rezultātus

Novertesana – pasākumiem
jābūt reālistiskiem, atbilstošiem
projekta īstenošanu kapacitātei
un projekta pasākumiem
(dalībnieku aptaujas,
izvērtēšanas sanāksmes)

Organisation and implementation

This is where you present how the collaboration between the participating organisations is organized to ensure effective communication and balance of workload. Who does what? Specify the responsibilities of each organisation in the project, and describe how the organisations will be communicating and coordinating with each other, e.g. via virtual and physical meetings etc.

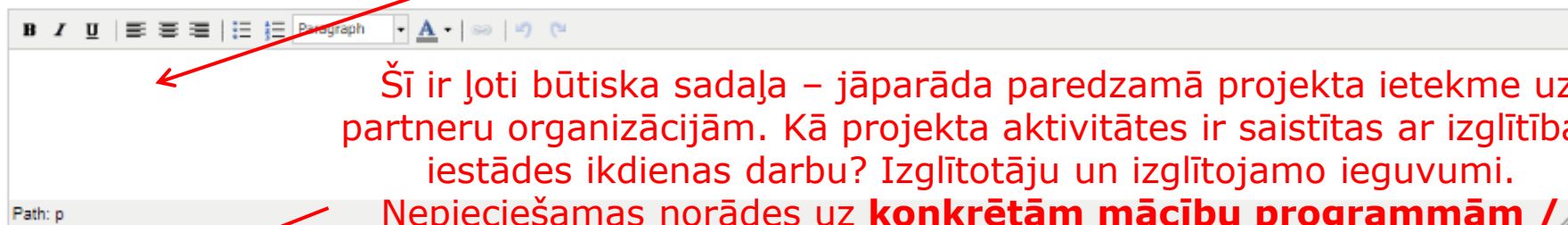
Also, present how your project is anchored in each partner organisation. By anchorage one can generally mean different things. It could refer to how the project is anchored with management (see 4.1.2.), how you implement and exploit the results (see 4.4.1.) or how you integrate project activities in daily work and in curricula. What we refer to as anchoring in this paragraph, is the last example – how you plan to implement the project in daily work, as well as in regulatory documents (if possible). How will the activities be visible in daily teaching and training for the participants? How do you plan to integrate teachers and pupils not participating directly in the project? E.g. even if only a smaller group of pupils take part in the mobilities, the project should involve a larger group – other classes/groups of students, teacher teams or the whole school/organisation. The development and activities need to be in accordance with curricula. All projects should aim to fulfill curricula – thus promote pupils' possibilities to reach the national objectives stated in each country's curricula, or to promote teachers' and other pedagogical staffs' professionalism.

Iespējami konkrēti jānorāda partnera uzdevumi, komunikāciju kanāli (Teams, ZOOM...) un saziņas regularitāte

... 4.3.1. Cooperation and responsibilities

Present how you are going to share the responsibilities and workload amongst all participating institutions. What are the roles of the participating institutions? (Who does what, how, where and when?)

What measures do you plan to ensure effective communication and cooperation between the participating institutions continuously during the project?



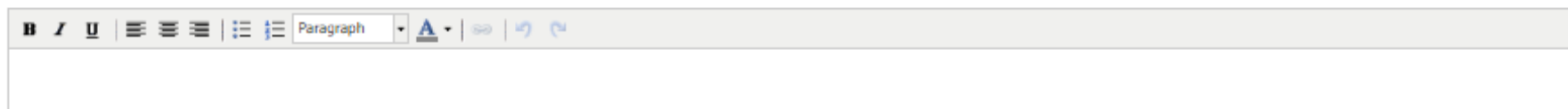
Šī ir ļoti būtiska sadaļa – jāparāda paredzamā projekta ietekme uz partneru organizācijām. Kā projekta aktivitātes ir saistītas ar izglītības iestādes ikdienas darbu? Izglītotāju un izglītojamo ieguvumi.

Nepieciešamas norādes uz **konkrētām mācību programmām / mācību priekšmetiem**, kuras ietekmēs projekta īstenošana.

... 4.3.2. Anchorage

Explain how you plan to anchor the project within the participating institutions. For instance, how will you integrate project activities in daily work, and how will fellow colleagues and non-participating pupils benefit from the project activities?

In which ways are the planned activities concretely connected to curricula? Describe the specific links to curricula.



Dissemination of results

This is where you present the expected results and outcomes of your project. The results can be given on different levels. Describe how you can use and utilize the results and experiences from the project in your organisations after it has ended. How will the project ensure that the results will be sustainable and come to the benefit of others?

Also, present your plan for the dissemination of results and experiences of the project both during the project period and after project end.

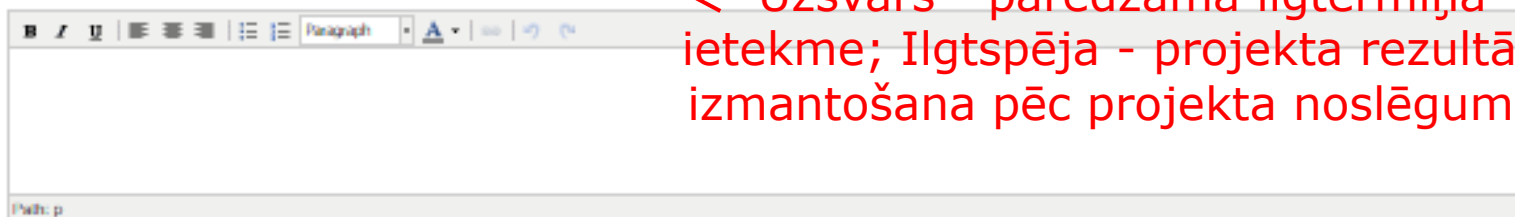
Describe the target groups for your dissemination and the means you will use to reach them, e.g presentations at meetings, seminars and conferences, articles in newspapers or professional magazines, open house events, distribution of folders and publications etc. The dissemination plan should include dissemination to external actors outside the partnership, e.g. other organisations in your field of work, teacher organisations and bodies for adult learning at regional, national or Nordic/Baltic level.

How will you spread the project's outcome, and which systems and methods do you have to use new knowledge and experiences in your organisation? Think about how you can implement changes in the actual teaching, subject contents and methods together with your colleagues.

.. 4.4.1. Results

Describe the expected results of the project. The results can be given on participant level, and on organisation level. Who will be affected and how – in concrete terms, how do e.g. the pupils, the teachers and the management benefit from the project? For development projects describe in particular if products are developed (teaching materials, methods etc.). Outline the content and purpose of the individual product, specifying how it is to be used by whom and for whom (target group).

How do you plan to implement and exploit the results among the participating institutions on a long-term basis?

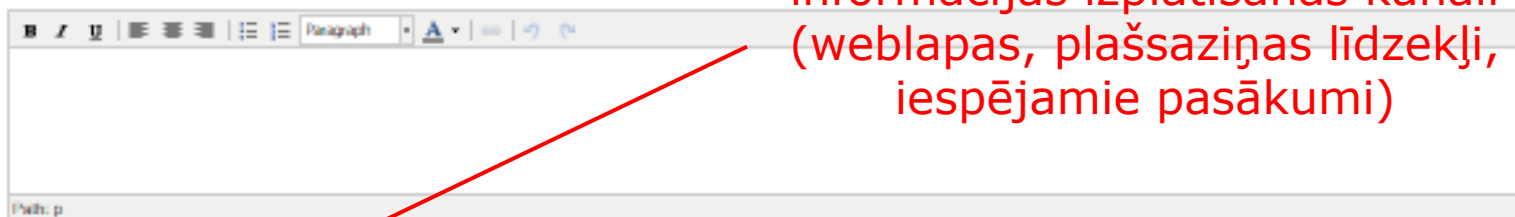


Uzsvars - paredzamā ilgtermiņa ietekme; Ilgtspēja - projekta rezultātu izmantošana pēc projekta noslēguma.

.. 4.4.2. Internal dissemination of results

Which results will you focus on disseminating and for which reasons?

In what way do you intend to disseminate results to the participants in the project (how, where, when and by whom)?



Iespējami konkrēti jānorāda informācijas izplatīšanas kanāli (weblapas, plašsaziņas līdzekļi, iespējamie pasākumi)

.. 4.4.3. External dissemination of results

Which results will you focus on disseminating; for which reasons and to whom (individuals, groups and institutions)?

In which ways do you intend to disseminate the results to other relevant target groups outside the project?





Valsts izglītības
attīstības aģentūra

✓ Pieteikuma veidlapā tiek ievadīta informācija par plānotajām mobilitātēm, Espresso sistēma automātiski aprēķina iespējamo finansējumu atbilstošu Nordplus likmēm Jauniešu apakšprogrammā

1.Start

2.Institutions

3.General info

4.Project description

5.Mobility

6.Budget

7. Check list

8. Submission

Mobility activities in Nordplus Junior

5.1.Class exchange

5.2.Teacher exchange

5.1. Registration of mobility - Class Exchange

Register who is traveling, which country they are traveling from and to, number of travelers and the duration of the exchange.
The mobility can be registered in several turns.
Choose "Add mobility" to register the mobility

Help

Class exchange

Add mobility

	Who	From country	To country	Number of travellers	Duration each traveler	Total grant	Action(s)
	Accompanying member (class exchange)	Faroe Islands	Latvia	1	0m, 1w, 0d	1 160	<div>Edit</div> <div>Delete</div>
	Accompanying teacher (class exchange)	Latvia	Faroe islands	1	0m, 1w, 0d	1 160	<div>Edit</div> <div>Delete</div>



Valsts izglītības
attīstības aģentūra

Class exchange

Choose who the registration is about (if you are applying for several options, do the registration for each option)

To apply for internal travel support within a country (see Nordplus Handbook for rates, possible countries and more information): Choose the actual country in both "From country" and "To country". You must also choose "0" on duration for this registration.

Who *

From country *

To country *

Number of travellers *

If the duration for each traveler varies, you must do the registration in several turns.
If you apply for domestic travel you must choose "0" on the field Duration each traveller.

Duration each traveler * Weeks

Ev. Comments

Save

Cancel

Katram braucienam aizpildām
pieprasīto informāciju



Nordplus



Valsts izglītības
attīstības aģentūra

Who	From country	To country	Number of travellers	Duration each traveler	Total grant	Action(s)
Accompanying teacher (class exchange)	Faroe islands	Latvia	1	0m, 1w, 0d	1 160	Edit Delete
Accompanying teacher (class exchange)	Latvia	Faroe islands	1	0m, 1w, 0d	1 160	Edit Delete
Pupils (class exchange)	Faroe islands	Latvia	10	0m, 1w, 0d	6 600	Edit Delete
Pupils (class exchange)	Latvia	Faroe islands	10	0m, 1w, 0d	6 600	Edit Delete
Total			22		15 520	

Aizpildot mobilitāšu tabulu,
atbilstošais budžets aizpildās
automātiski, saskaņā ar
Nordplus likmēm (skat.
Roksagrāmatu 2025.),

6.1 Budget - Mobility

If you apply for **only** mobility activities (class-exchange and/or teacher exchange) the support of project management is **1000 EUR** for the coordinating institution and **500 EUR** for each partner institution(s). Register the total sum for project management support in the budget below. e.g. 1 coordinator and 2 partners 1000+ 500+ 500 = 2000 €.

Note that support given in addition to the travel support calculated by the application system. This grant is only allocated to mobility projects with budgets exceeding **15 000 EUR** (project management excluded). You must **apply for** this grant with this application in order to receive it. It cannot be added afterwards.

If you **also** apply for development project support use the sums calculated in the Nordplus Junior grant templet. **Note** that in a combined application you cannot receive project management support for *both* project categories.

EUR - Euro	Nordplus contribution
Mobility	
Class exchange	15 520
Teacher exchange	13 660
SUM - Mobility	29 180
Project support	
Project management	1 500
Transnational meetings	0
Special needs	0
SUM - Project support	1 500
Total	30 680





Valsts izglītības
attīstības aģentūra

Par ceļa izdevumiem savā vai partneru valstī

! Ja tiek pieprasīti ceļa izdevumi savā vai partneru valstī, projekta pieteikumā vēlams ietvert pamatojumu un attāluma aprēķinu, ar attiecīgām norādēm-hipersaitēm (piem., google maps). ;

<https://rb.gy/wr95b>

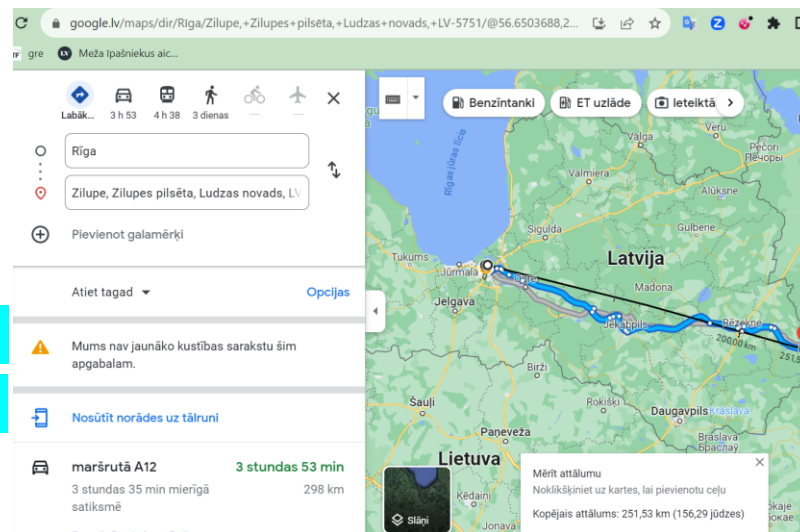
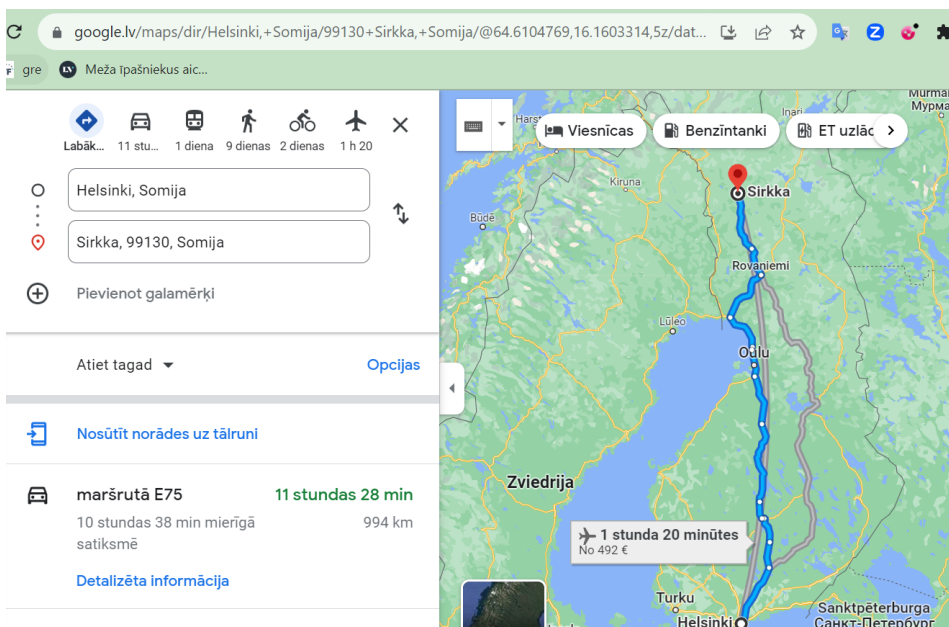
<https://rb.gy/gcuv3>

Hipersaišu saīsināšanai – 175 eur 1 dalībniekam (uz izmantojot, piemēram,

<https://free-url-shortener.rb.gy/>

Ceļa izdevumi savā valstī, ja pārsniedz turp/atpakaļ 500 km
pārsniedz turp/atpakaļ 500 km
Latviju attiecināmi atsevišķos gadījumos), **vai braucieniem partnera valstī, ja attālums**

turp/atpakaļ pārsniedz 500 km.



Nordplus



Valsts izglītības
attīstības aģentūra

Attīstības projekta gadījumā jāaizpilda atsevišķa (MS Excel) budžeta veidlapa

6.2. Attachment

If you are applying for a development project attach a grant templet for Nordplus Junior. (not required for your mobility activities)

You have to use the Nordplus Junior grant templet, which can be downloaded here: [Nordplus budget model](#)
Separate budgets are not required for your mobility activities.

Signed Letter(s) of Intent from all participant institutions must be uploaded here.

File upload

Choose a file to upload

Upload

Current files on document:

Total grant

Below you find the total applied grant based on the data inserted in the information on applied grant. The total applied grant given below is to be inserted in the application form in 6.1. Project support. Please note that Nordplus Junior does not set a fixed ceiling for grants, but that the programme has a limited budget available. For each project a thorough assessment of the applied budget is made. In particular, the assessment adds to the coherence between the description of the project and its results and the support applied for. Grant reductions may be introduced in the case a budget is not substantiated by a project description.

Total applied grant	€
Project management	6 000
Transnational meetings	5 670
Total cost	11 670

Applied grant per participating organisation

Organisation (Coordinator):	0
Project management	3 000
Transnational meetings, travels abroad	0
Transnational meetings, domestic traveling	0
Total cost	3 000

Organisation (Partner 1):	0
Project management	1 000
Transnational meetings, travels abroad	0
Transnational meetings, domestic traveling	0
Total cost	1 000

Organisation (Partner 2):	0
----------------------------------	----------

! MS Excel 2007 un
vecākas versijas
neatbalsta dažas
budžeta
veidlapas
funkcijas!



Valsts izglītības
attīstības aģentūra

Budžeta veidlapa

Partnership (please

f each participating organisation)

Coordinator/Partner	Organisation	Country
Coordinator	Org1	Greenland
Partner 1	Org2	Finland
Partner 2	Org3	Latvia
Partner 3		
Partner 4		
Partner 5		
Partner 6		

Project management, dissemination and virtual activities

Organisation	Project management
Org1	3 000
Org2	1 000
Org3	1 000
	0

Below insert the number of travelling persons per travelling organisation per meeting during the full project period.

Type	Description of meeting	From Country	To Country	Number of travellers	Travel & Subsistence
Project meeting	First meeting	Latvia	Greenland	2	3 200
Seminar		Greenland	Latvia	1	1 600
					0

Pēc dalīborganizāciju un
braucienu informācijas
ievadīšanas Excel veidlapa
automātiski aprēķina
budžetu. Tas jāieraksta
Espresso budžeta sadaļā

Total grant

Below you find the total applied grant based on the data inserted in 1. Information on applied grant. The total applied grant given below is to be inserted in the application form in 6.1. Project support. Please note that Nordplus Junior does not set a fixed ceiling for grants, but that the programme has a limited budget available. For each project a thorough assessment of the applied budget is made, in particular, the assessment addresses the coherence between the description of the project and its results and the support applied for. Grant reductions may be introduced in the case a budget is not substantiated by a project description.

Total applied grant	€
Project management	5 000
Transnational meetings	5 450
Total cost	10 450

Applied grant per participating organisation

Organisation (Coordinator):	Org1
Project management	3 000
Transnational meetings, travels abroad	4 800
Transnational meetings, domestic traveling	475
Total cost	8 275
Organisation (Partner 1):	Org2
Project management	1 000
Transnational meetings, travels abroad	0
Transnational meetings, domestic traveling	175
Total cost	1 175
Organisation (Partner 2):	Org3



Nordplus



Valsts izglītības
attīstības aģentūra

Budžeta veidlapa

Domestic more than 500 km	€ per travelling participant
Yes	175
No	0

Domestic more than 500 km	€ per travelling participant
Yes	475
No	0

Travel type
Project meeting
Seminar
Course
Other

Likmes braucieniem
valsts ietvaros:

a) Bez uzturēšanās
izmaksām (tikai
ceļš)

b) Ar uzturēšanās
izmaksām



Valsts izglītības
attīstības aģentūra

Bankas rekvizīti

... 6.3. Bank information

The following bank information regards the coordinating institution. Observe that Nordplus does not transfer funds to private accounts.

Bank name: *

Bank account holder: *

Address bank account holder: *

IBAN: *

BIC-code/SWIFT-address: *

VAT-number OR Organisation number *

Nordplus use organisation numbers or VAT numbers in order to identify that a certain organisation really is the owner of a certain bank account. Register a VAT if your organisation is situated in an EU country, if not specify an organisation number (this applies for example Norway, Iceland or Faroe Island).

Your reference:

To identify the grant within your own organisation, you should state a reference relevant to your organisation. If unsure, check with your economy department. The maximum is 35 characters.

- ✓ Ja projektu atbalstīs, grantu pārskaitīs uz šo kontu
- ✓ Konts var būt jebkurā bankā

- ✓ Organizācijas iekšējais identifikators (ja tādu finanšu vadības sistēma izmanto)



Valsts izglītības
attīstības aģentūra

6.2. Attachment

If you are applying for a development project attach a grant templet for Nordplus Junior. (not required for your mobility activities)

You have to use the Nordplus Junior grant templet, which can be downloaded here: [Nordplus budget model](#)

Separate budgets are not required for your mobility activities.

Signed Letter(s) of Intent from all participant institutions must be uploaded here:

File upload

Choose a file to upload

 Upload

Current files on document:

No attachments

✓ Obligāti jāpievieno
parakstītas visu
partneru un
koordinatora
**apliecinājuma
vēstules;**

✓ Attīstības projekta
gadījumā jāpievieno arī
MS Excel budžets.

**Nav jāpievieno nekādi
citi pielikumi!**



Valsts izglītības
attīstības aģentūra

✓ Pirms
iesniegšanas
jāpārbauda - vai ir
pievienoti visi
pielikumi utt.

✓ Sistēma nepieļauj
iesniegt daļēji
aizpildītuprojekta
pieteikumu.

1.Start	2.Institutions	3.General info	4.Project description	5.Mobility	6.Budget	7. Check list	8. Submission
---------	----------------	----------------	-----------------------	------------	----------	---------------	---------------

Confirmation and check list

... 7.1. Nordplus General Data Protection Regulation ...

Nordplus applicants have to accept Nordplus Data Protection Policy before they send in their application.

Nordplus Data Protection Regulation can be seen here

☐ I confirm that I have read and accept the Nordplus General Data Protection Regulation *

... 7.2. Check list ...

Before you submit your application, confirm that everything in the check list is OK.

NOTE! Applications which do not fulfill all these requirements will not be assessed

☐ If applied for only mobility, there are at least two institutions from two different Nordplus countries participating. If applied for project support, there are at least three institutions from three different Nordplus countries participating *

☐ A Nordplus Junior grant templet is enclosed to the application *

☐ Enclosed Letters of Intent from ALL participants - coordinator and partners *

Nordplus Junior - Application 2026
NPJR-2026/10004 - Linards_Test_applic_2026

1.Start	2.Institutions	3.General info	4.Project description	5.Mobility	6.Budget	7. Check list	8. Submission
---------	----------------	----------------	-----------------------	------------	----------	---------------	---------------

The field "Institution" in "2.1.1. Registration of coordinating institution" is required. Please complete.
The field "E-mail" in "2.1.2. Legal representative" is required. Please complete.
The field "First name" in "2.1.2. Legal representative" is required. Please complete.
The field "Last name" in "2.1.2. Legal representative" is required. Please complete.
The field "Phone number" in "2.1.2. Legal representative" is required. Please complete.
The field "Type of staff" in "2.1.2. Legal representative" is required. Please complete.
The field "E-mail" in "2.1.3. Contact person" is required. Please complete.
The field "First name" in "2.1.3. Contact person" is required. Please complete.
The field "Last name" in "2.1.3. Contact person" is required. Please complete.
The field "Phone number" in "2.1.3. Contact person" is required. Please complete.
The field "Choose a theme" in "3.3. Project theme" is required. Please complete.
The field "Give a short summary of the project (250 words max)" in "3.4. Summary" is required. Please complete.
The field "Project period" in "3.5. Other information" is required. Please complete.
The field "Project aim" in "4.1.1. Project aim" is required. Please complete.
The field "Development needs and Contribution" in "4.1.2. Development needs and Contribution" is required. Please complete.
The field "Objectives" in "4.2.1. Objectives" is required. Please complete.
The field "Activity plan" in "4.2.2. Activity plan" is required. Please complete.
The field "Cooperation and responsibilities" in "4.3.1. Cooperation and responsibilities" is required. Please complete.
The field "Anchorage" in "4.3.2. Anchorage" is required. Please complete.
The field "Results" in "4.4.1. Results" is required. Please complete.
The field "Internal dissemination of results" in "4.4.2. Internal dissemination of results" is required. Please complete.
The field "External dissemination of results" in "4.4.3. External dissemination of results" is required. Please complete.
The field "Bank name" in "6.3. Bank information" is required. Please complete.
The field "Bank account holder" in "6.3. Bank information" is required. Please complete.
The field "Address bank account holder" in "6.3. Bank information" is required. Please complete.
The field "IBAN" in "6.3. Bank information" is required. Please complete.
The field "BIC-code/SWIFT-address" in "6.3. Bank information" is required. Please complete.
The field "VAT-number OR Organisation number" in "6.3. Bank information" is required. Please complete.
The field "I confirm that I have read and accept the Nordplus General Data Protection Regulation" in "7.1. Nordplus General Data Protection Regulation" is required. Please complete.
The field "If applied for only mobility, there are at least two institutions from two different Nordplus countries participating. If applied for project support, there are at least three institutions from three different Nordplus countries participating" in "7.2. Check list number of institutions" is required. Please complete.
The field "Enclosed Letters of Intent from ALL participants - coordinator and partners" in "7.2. Check list LOI" is required. Please complete.

8.1. Preview

Print preview (opens in new window)



Nordplus

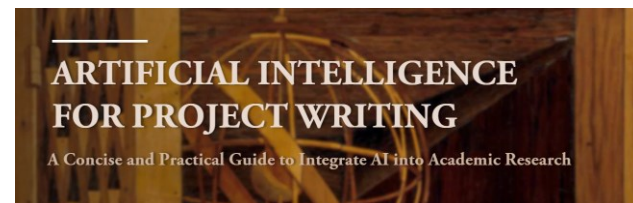


Valsts izglītības
attīstības aģentūra

Par AI izmantošanu projekta pieteikuma gatavošanā



- ✓ Nordplus programma **neierobežo** AI izmantošanu projektu sagatavošanā.
- ✓ Taču projektu sagatavotāji tiek aicināti **izmantot AI kā palīgīdzekli**, AI ģenerēto tekstu izmantot **kritiski un radoši**, atbilstoši konkrētā projekta saturam un partneru uzdevumiem.





Valsts izglītības
attīstības aģentūra

Par partneru meklēšanu

Nordplus Junior - Search for cooperation

🌐 Publiskā grupa · 1,1 tūkst. dalībnieki



<https://www.facebook.com/groups/967924487363222>



Get started ▾ Find funding ▾ Manage projects ▾ Report and share ▾ What's new About Nordplus

[Startpage](#) / [Get started](#) / [Get ready for a project](#) / [Find a partner](#)

Find a partner

We are currently working on creating a new database for partner search. We hope to have it ready before the end of the year. Then, if you are looking for a partner for project collaboration, you can register - or search among those who are registered. If you have registered previously and are still looking for a project partner, you will need to re-register

Coordinator or partner?

The coordinator is the one who applies for funding and has the overall responsibility for the project. This includes, among other things, responsibility for the budget, reporting, and contact with the Nordplus administration.

Find a partner

[Partner search](#)

Register as a partner

[Register as a partner](#)

	Euro	
	Number of projects	Allocation
2009	1	3 720
2013	1	66 324
2015	1	61 000
2016	1	27 142
2017	4	114 725
2018	1	9 275
2019	3	75 830
2020	2	34 371
2021	3	182 955
2022	6	55 250
2023	1	60 000
2024	2	97 200
Total	26	787 792

Showing 1 to 10 of 26

<< < 1 2 3 > >>

STEM



Year

All

Country

All

Programmes

All

Calls for programs

Institutions

All

Apstiprināto projektu datubāze

Šobrīd nedarbojas...



Valsts izglītības
attīstības aģentūra

Kā tiek vērtēts projekta pieteikums?

Relevance		Range
1	The project complies with one or more of the overall objectives of Nordplus, and fits Nordplus Junior's framework in terms of target group and activities.	0-5
2	The development needs and benefits for all participating organisations and individual participants are stated and explained.	0-5
3	The project clearly identifies the value of cooperating internationally.	0-5
Average of number 1, 2 and 3		
Project objectives and content		
4	The aims and objectives of the project are clear and realistic.	0-5
5	The planned project activities are relevant and thoroughly defined in relation to the aims and objectives, and cover the whole project period.	0-5
6	The application describe the evaluation process in detail; evaluating that the project is in accordance with the initial aims and objectives, as well as evaluating the activities and outcomes.	0-5
Average of number 4,5 and 6		



Nordplus



Valsts izglītības
attīstības aģentūra

Kā tiek vērtēts projekta pieteikums?

Organisation and implementation		
7	There is an appropriate balance in the division of roles, responsibilities and tasks between the participant institutions.	0-5
8	Measures have been planned to ensure effective and continuous communication and cooperation between the participating institutions.	0-5
9	The project is anchored in the participating institutions and it shows how colleagues and non-participating pupils will benefit from project activities.	0-5
10	The planned activities are concretely anchored in curricula and these links are described.	0-5
Average of number 7, 8, 9 and 10		
Dissemination of results		
11	The planned dissemination activities to individuals, groups and institutions within the project are well defined.	0-5
12	The planned dissemination activities to individuals, groups and institutions outside the project are well defined.	0-5
13	There are plans for how to exploit and implement the results among the participating institutions on a long-term basis.	0-5
Average of number 11, 12 and 13		
VISU SADAĻU VIDĒJO VĒRTĒJUMU SUMMA		



Valsts izglītības
attīstības aģentūra

Jautājumu vai tehnisku sarežģījumu gadījumā aicinu nekavējoties sazināties

Linards Deidulis
Nordplus programma
tālr. 29554403 (GSM, WhatsApp)
linards.deidulis@viaa.gov.lv

Espresso sistēmas administrators Norvēģijā:
Frank Krohn: frank.krohn@hkdir.no